



WATER SUPPLY

SCOPE

This guideline shall apply to all members of the Stoney Point Fire Department (SPFD) and shall be adhered to by all members.

PURPOSE

The purpose of this SOG is to establish a guideline by which water supply operations are to be conducted whether from a static water supply or a pressurized source.

DEFINITIONS

PRESSURIZED WATER- Source of water that has pressure associated with it. Example of a pressurized water source is a fire hydrant.

SHALL - Indicates a mandatory requirement.

STANDARD OPERATING GUIDELINES (SOG) - Documents that help establish how an organization will operate and how its members are expected to carry out specific duties outlined in general terms.

STATIC WATER - Source of water that has no pressure associated with it. Examples are ponds and lakes.

WATER POINT - Lake, pond, stream, etc. A non-pressurized source of water.

GUIDELINE

Pressurized Water Sources

Hydrants shall be utilized by SPFD members at all operations as the main water source whenever their use is strategically effective. Fire hydrants may also be augmented with a pumper/tanker water shuttle.

When using pressurized water sources, SPFD members shall utilize 5" LDH unless the apparatus is equipped with 4" LDH supply line, to maximize flow potential from the water system.

When setting up the fire hydrant for use, the steamer connection on the front the hydrant shall be utilized as the primary connection. So as to maximize the hydrants capability, a 2.5" quarter turn ball valve shall be placed on at least one 2.5" discharge to allow for additional connections if the need arises.

Policy Number

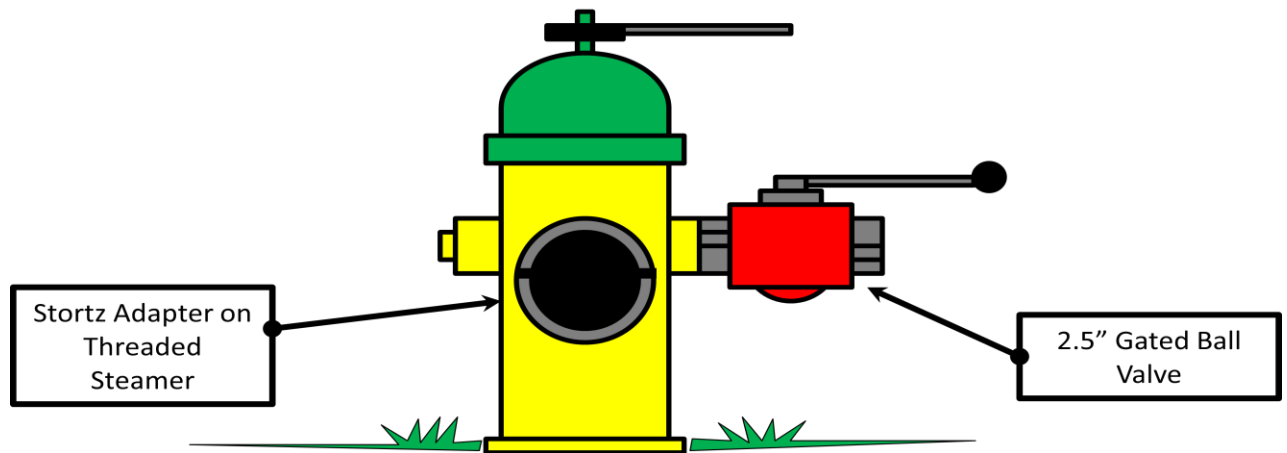
9A.003

Page 1 of 5



Tactical Standard Operating Guidelines SOG

Suggested Hydrant Set-Up



Before connecting additional supply lines to the hydrant, it shall be the responsibility of the pump operator to verify that sufficient residual pressure exists to accommodate same. The pump operator shall maintain a minimum of 20 p.s.i. on the master intake/vacuum gauge to prevent pump cavitation.

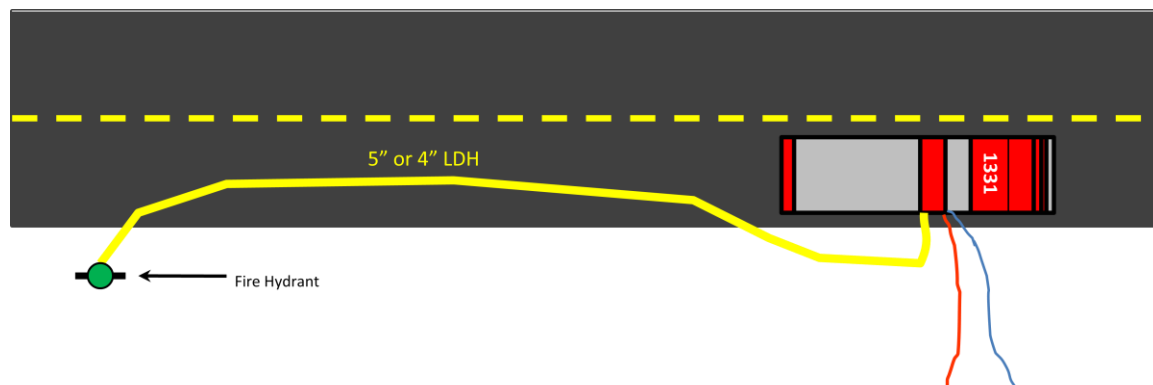
SPFD members may utilize fire hydrants in two ways to supply water:

1. 4" or 5" LDH supply line connected to the hydrant, then connected directly to the attack engine(s) as a result of forward or reverse lay. **LDH is recommended over 3" supply line to ensure that adequate water supply is delivered.**

Policy Number

9A.003

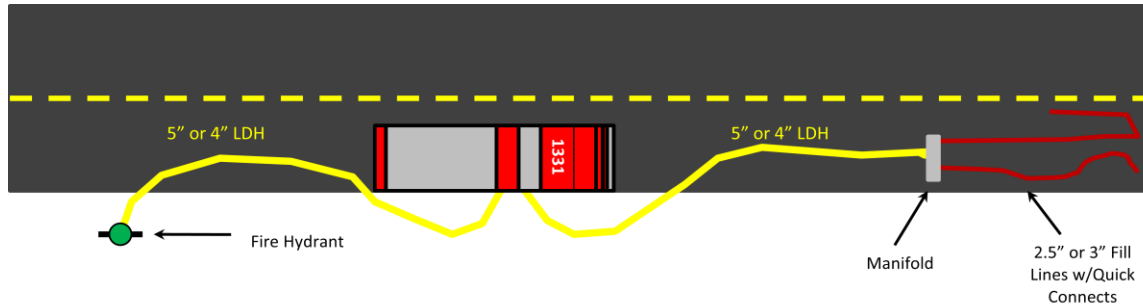
Page 2 of 5



*****Illustrations within this SOG shall be referenced for suggested layout configurations.*****



2. 4" or 5" LDH supply line connected directly to the hydrant, then connected to the supply engine's intake. The supply engine then provides water supply to a manifold through 4" or 5" LDH.



STATIC SOURCES

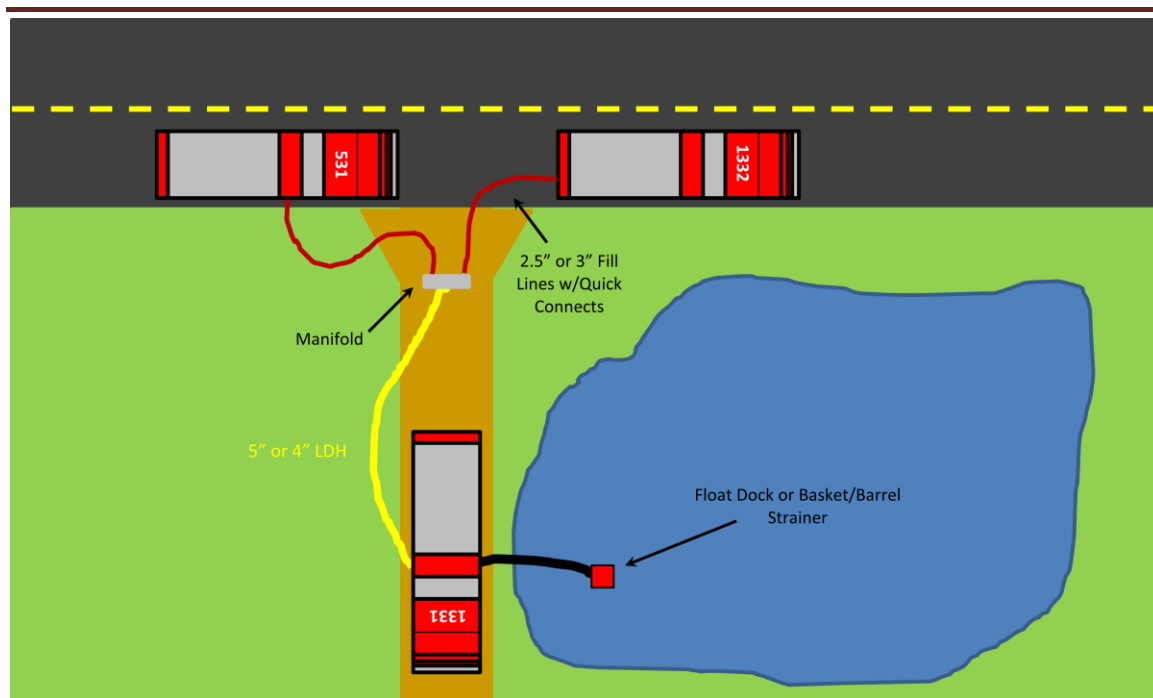
Static sources shall be utilized by SPFD at all operations as a water source whenever their use is strategically effective and a pressurized source is not available. Static sources may also be used to augment a pressurized water source when the system cannot meet the demands of water supply.

When using a static source, the engineer shall utilize a float dock as his/her 1st choice and if a float dock is not available on the apparatus a basket/barrel strainer shall be used. **Never use a low level strainer in a static water source other than a drop tank or swimming pool.**

Before drafting from a static water source the engineer shall verify that heavy algae does not exist that could hinder drafting operations. If heavy algae is present, the engineer shall use a rake or other tool to clean a 5 foot section on each side of the hard-suction before drafting begins. If the strainer becomes clogged during operations, the engineer shall inform an assisting member to direct a straight stream at the base of the strainer to remove debris. This can be executed without ceasing drafting operations.

In the event of ice formation on the surface of a static water source, a pike pole or other long handled tool should be used to break the ice from the shore. Once a hole is created in the ice the strainer can be positioned in the water.

Policy Number
9A.003
Page 3 of 5



DROP TANK OPERATIONS

Drop tanks shall be utilized by SPFD members in areas of the fire district that lack pressurized water sources and the use of a drop tank will meet fire flow requirements. Drop tanks can also be utilized to augment pressurized water sources that do not have adequate water supply.

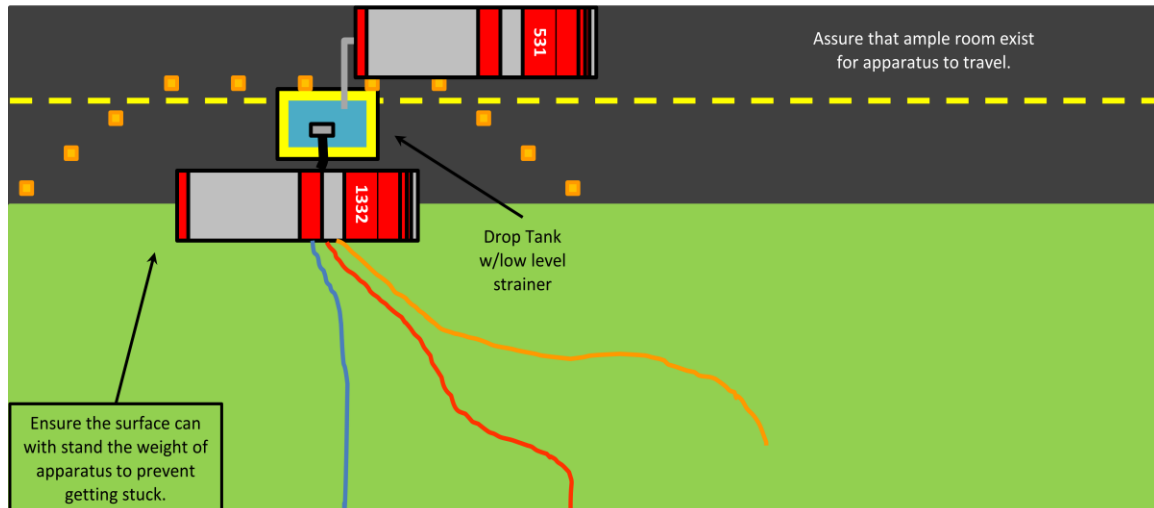
When drop tank operations are employed the Engineer shall utilize a low level strainer to maximize water displacement efficiency. If the drafting apparatus is not equipped with a low level strainer, then basket/barrel strainers should be used. When drafting operations are underway, a beach ball shall be placed in the drop tank to minimize whirl pooling.

When establishing a drop tank operation, the Engineer shall ensure that adequate area is available for water shuttle apparatus to safely navigate to and fro. If the drafting engine has to be moved off of a hard surface (i.e. Asphalt, concrete, etc) the engineer shall verify the ground is solid enough to safely position SPFD apparatus without getting stuck and/or causing damage to the equipment. If SPFD apparatus and/or equipment are placed on the highway, it shall be the responsibility of the Engineer to place traffic cones on the highway to create a safe buffer from the drafting operation and traffic. The Engineer shall also assign a member(s) to direct incoming/outgoing apparatus and to act as a ground guide to safely back **ALL** apparatus to the drop tank to off load.

Policy Number

9A.003

Page 4 of 5



Policy Number

9A.003

Page 5 of 5